



**BGC710**  
White finish



**BGC710C**  
Bright finish



**BGC710CS**  
Satin finish

### General description

- Vertical swing grab bar on column with a toilet paper roll holder, to be placed next to the toilet.
- It consists of a tube folded in a "U" shape, a toilet paper holder, a column to fix the bar to the floor, made in a square tube and welded on a rectangular heavy-duty floor plate and a "Ω" shape flange to fix the grab bar to the wall.
- Suitable for installation in spaces adapted for people with reduced mobility or elderly, especially as a support to facilitate the transfer from the wheelchair to the toilet. Model suitable for collectivities.
- The grab bar has a safety anchoring system that blocks the bar in the vertical position and avoids it falling down accidentally.
- Highest durability and rust resistance.
- Wall mounting using supplied screws and plugs.

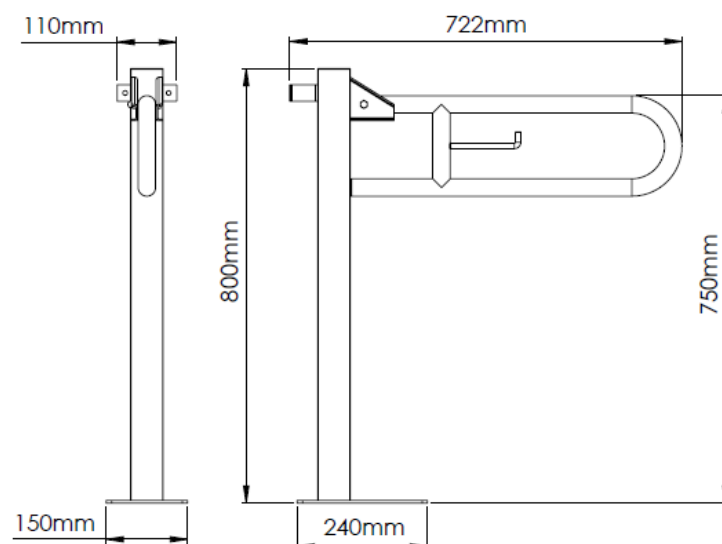
### Technical specifications

<b>Dimensions</b>	722 x 800 x 150 mm
<b>Bar diameter</b>	Ø 32 mm
<b>Column thickness</b>	2 mm
<b>Floor plate dimensions</b>	240 x 5 x 150 mm
<b>Floor plate thickness</b>	5,0 mm
<b>Wall flange thickness</b>	2,0 mm
<b>Gusset plates thickness</b>	3,0 mm
<b>Paper roll dispenser diameter</b>	Ø 10 mm

### Components and materials

- **BGC710:** grab bar made of steel tube, white epoxy finish.
- **BGC710:** grab bar made of AISI 304 stainless steel tube, bright finish.
- **BGC710CS:** grab bar made of AISI 304 stainless steel tube, satin finish.
- **TUBING:** made of a 32 mm diameter tube, seamless construction. Fixed to the wall plate through two gusset plates by means of an M8x45 screw, which performs the functions of pivot axis of the swing grab bar. The swinging point is reinforced by means of a double tube.
- **FLOOR PLATE:** made of a 5 mm thick plate. It has four Ø 9.5 mm holes for fixing the bar to the floor.
- **WALL FLANGE:** "Ω" shape, 2 mm thick. It incorporates two screw holes of Ø 8.5 mm for wall mounting.
- **COLUMN:** made with a 2 mm thick tube. Two 3 mm thick gusset plates, welded to the column, perform the function of supporting the rotation axis of the folding bar.
- **PAPER ROLL DISPENSER:** made of a 10 mm diameter rod and welded to the crosspiece.

### Dimensions

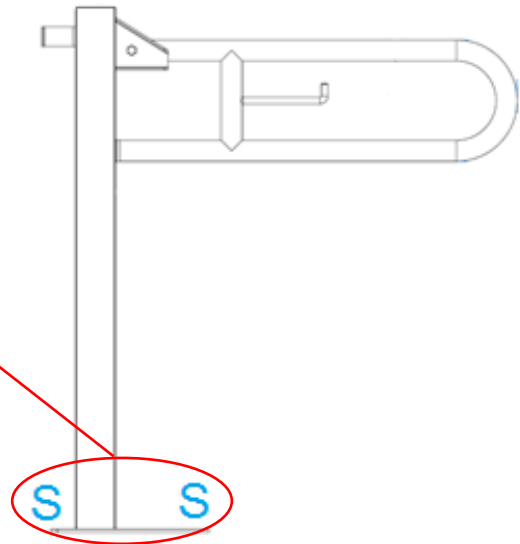
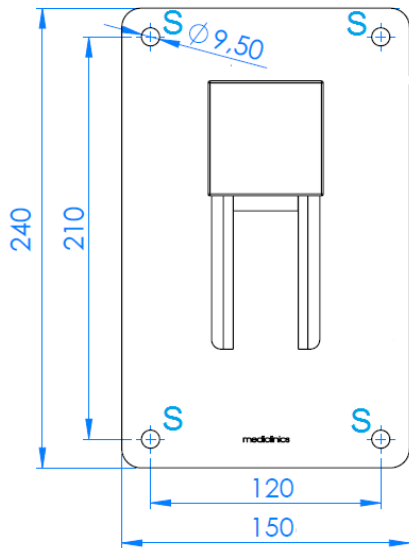


Dimensions: ± 4%

## MOUNTING TEMPLATE

Fix the grab bar to the floor and to the wall through the 4/2 holes of the floor plate / wall flange, using the provided screws and taking into account the distances of the points indicated by an "S" in the following figure:

Floor fixing



Wall fixing

