



GIMA

PROFESSIONAL MEDICAL PRODUCTS

Gima S.p.A.
Via Marconi, 1 - 20060 Gessate (MI) Italy
gima@gimaitaly.com - export@gimaitaly.com
www.gimaitaly.com

OCCHIALI NISTAGMO LED **LED NYSTAGMUS SPECTACLES**

Manuale d'uso - User manual

ATTENZIONE:

Gli operatori devono leggere e capire completamente questo manuale prima di utilizzare il prodotto.

ATTENTION:

The operators must carefully read and completely understand the present manual before using the product.



General informations/Safety informations

Read these instructions carefully and keep them in a safe place for future reference before using the product. Misuse or any modification is not under the responsibility of the manufacturer. Please check every instrument before every use. This product may only be used by medical staff. These instructions do not replace a good medical education.

Intended use

Instrument intended for short-term and mobile examination in the area of vertigo diagnostic.

Warnings

Do not use damaged instruments! Protect the spectacles and its parts against all kind of mechanical damage or force. Do not throw and use with care.

Misuse, damage, and wear are not covered by the warranty. Any signs of wear and tear due to regular use are excluded from the warranty.

Make absolutely sure that no liquid enters the battery handle or the spectacle. Make sure to use dry batteries only and that the handle is clean and dry before inserting batteries! In case of long-term storing remove the batteries!

Before any use the product has to be cleaned/ disinfected and proper functionality and integrity has to be verified. Contact your dealer or the manufacturer for repairs or in any case of damage.

Instructions for use

The nystagmus spectacles are powered by three batteries. (Type C / Baby)

To change the batteries, remove the cap at the end of the handle without the timer. Pay attention to the polarity (plus pole ahead into the handle).

Switching on

To turn the spectacles on or off and to adjust the brightness turn the cap at the end of the handle next to the timer. A slight detent has to be overcome to turn it on or off.

Timer

To start the timer press the button indicated by the stopwatch symbol. The three LED on the spectacles represent 30, 60, and 90 seconds.

Automatic switch-off / switch-on

One minute after the timer runs out the light will turn off automatically to conserve energy. The light will turn on again when the spectacles are picked up.

Deactivating the automatic switch-off

Turn on the spectacles while pressing the button for the timer. The LED "30 sec" will lit for about 1 second and then go black. Now turn the spectacles off and on again. The automatic switch-off function is deactivated – indicated by a briefly lit LED "30 sec". To reactivate the automatic switch-off function, repeat the same steps.

Cleansing

Right after any contamination it is advised to clean the product immediately by using a soft and humid tissue and wiping all parts. Do not clean it by machine. Do not disinfect by spray or soak!

Storage and transport conditions

Storage temperature	-30	to 60°C
Working temperature	0	to 25°C
Humidity	30	to 75%
Barometric pressure	700	to 1.060hPa










Disposing

The product must not be disposed of along with other domestic waste. The users must dispose of this equipment by bringing it to a specific recycling point for electric and electronic equipment. For further information on recycling points contact the local authorities, the local recycling center or the shop where the product was purchased. If the equipment is not disposed of correctly, fines or penalties may be applied in accordance with the national legislation and regulations.


Technical specification

Total weight:	390g
Classification:	Class I, according to annex IX of 93/42/EEC
Classification:	Risk group 1 according DIN EN 62471
Power supply:	3x Battery type Baby / C
Protection class:	IP X0

Simboli - Symbols

	Prodotto conforme alla Direttiva Europea 93/42/CE Product complies with European Directive 93/42/CE		Codice prodotto Product code		Conservare al riparo dalla luce solare Keep away from sunlight
	Leggere e seguire attentamente le istruzioni per l'uso Read instructions carefully		Numero di lotto Lot number		Conservare in luogo fresco ed asciutto Keep in a cool, dry place
	Leggere attentamente le istruzioni per l'uso Please read instructions carefully		Fabbricante Manufacturer		

REF 31207

 Gima S.p.A.
Via Marconi, 1
20060 Gessate (MI) Italy
Made in Germany

